

Liquid Biopsy: Flesh or Blood?

RADAR

March 2022

8

MIN READ

A brief description

At its root, liquid biopsy is an in vitro diagnostic test, a test that takes place outside of a living organism, for example in a test tube or culture dish. In vitro tests are indispensable, informing approximately 70% of clinical decision-making.¹

Liquid biopsies diagnose disease by identifying relevant biomarkers within a liquid substance. The World Health Organization (WHO) defines biomarkers as “any substance, structure, or process that can be measured in the body or its products and influence or predict the incidence of outcome or disease”. Well-known and widely-measured examples of biomarkers include glucose or cholesterol. Although liquid biopsy is commonly associated with blood samples, some biomarkers can also be detected in urine and saliva.


¹CDC. <https://www.cdc.gov/csels/dls/strengthening-clinical-labs.html>

A disruptive promise

Liquid biopsy aims to displace the current diagnostic paradigm in biopsy: tissue-based biopsy. Liquid biopsy has three critical advantages over its tissue-based counterpart.

1. Liquid biopsies are non-invasive, while tissue biopsies are an invasive, and at times risky procedures, especially when the tumor/disease site is difficult to access. In a tissue biopsy, a piece of tissue is identified through imaging, then surgically removed from the body and lastly, tested for biomarkers. In contrast, liquid biopsies only require a blood draw.
2. Liquid biopsies generate a complete genetic profile of the tumor/disease. This is in stark contrast to tissue biopsies, which are less effective for diseases characterized by regional heterogeneity, such as cancer.
3. Liquid biopsies enable repeat testing at fast turnaround times, which is critical for determining treatment efficacy and tumor/disease evolution. Due to their invasive nature, tissue biopsies are unable to offer either of these benefits.

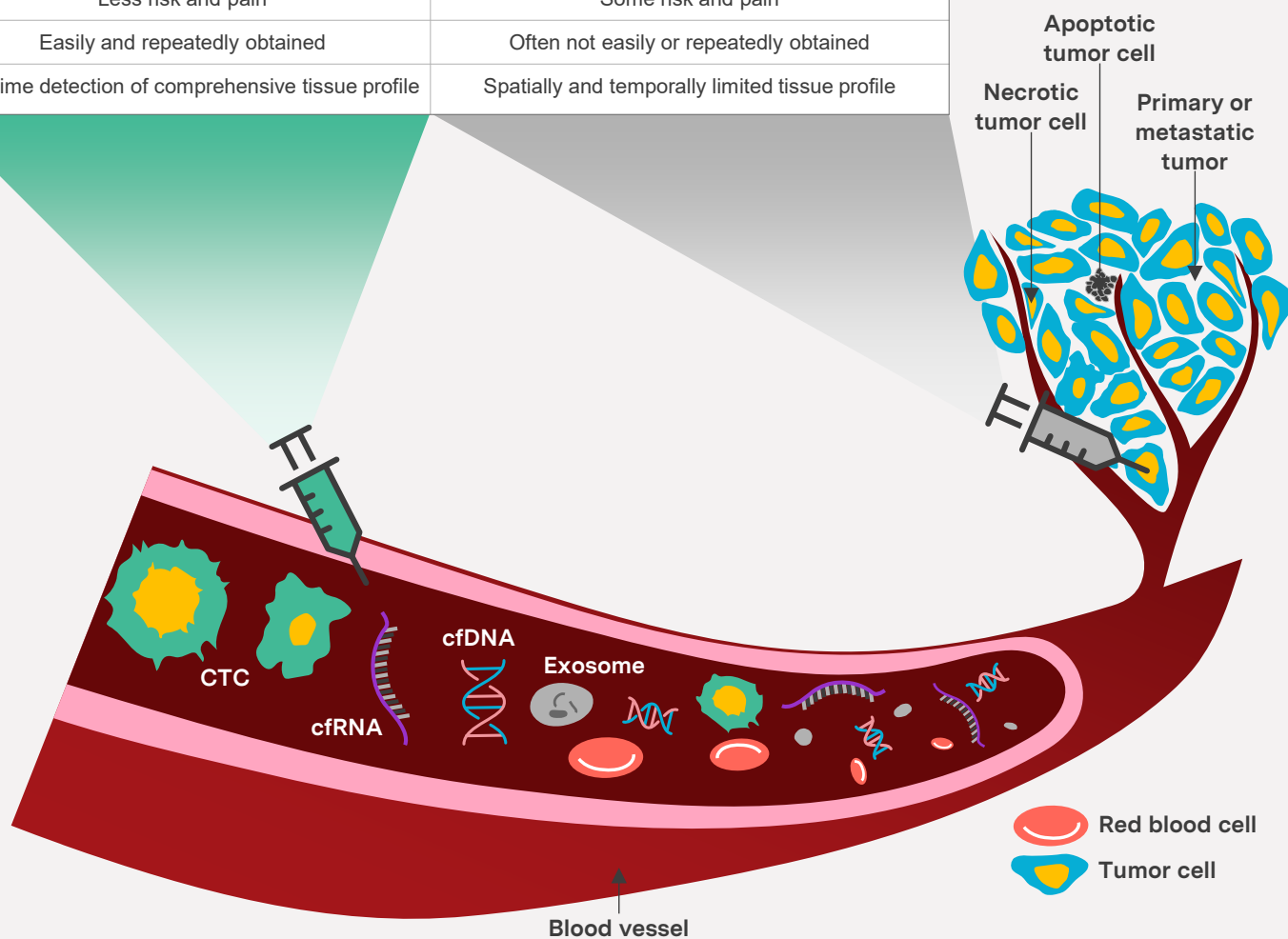
Authored by:



Maxine Willie, CFA
Investment Analyst, Regnan
Equity Impact Solutions team

Liquid biopsy vs. traditional biopsy

Liquid biopsy			Traditional biopsy
CTCs	cfNA		Sample cells or tissues
	cfDNA	cfRNA	
Sample derived from body fluid (usually blood)			Sample derived from surgical biopsy or needle biopsy
Non-invasive			Invasive
Less risk and pain			Some risk and pain
Easily and repeatedly obtained			Often not easily or repeatedly obtained
Real time detection of comprehensive tissue profile			Spatially and temporally limited tissue profile



Source: researchgate.net

A promising solution for cancer diagnosis

Although it can be used for other applications, the excitement around liquid biopsy springs from its potential to diagnose cancer. Cancer remains one of the world's deadliest and fastest growing diseases. According to the WHO, cancer is responsible for 1 in 6 deaths worldwide, 70% of which occur in low- to middle-income countries.

Cancer diagnosis and treatment remains a gargantuan challenge due to the disease's insidious, shapeshifting quality:

"Cancer is an expansionist disease; it invades through tissues, sets up colonies in hostile landscapes, seeking "sanctuary" in one organ and then immigrating to another. It lives desperately, inventively, fiercely, territorially, cannily, and defensively—at times, as if teaching us how to survive. To confront cancer is to encounter a parallel species, one perhaps more adapted to survival than even we are."

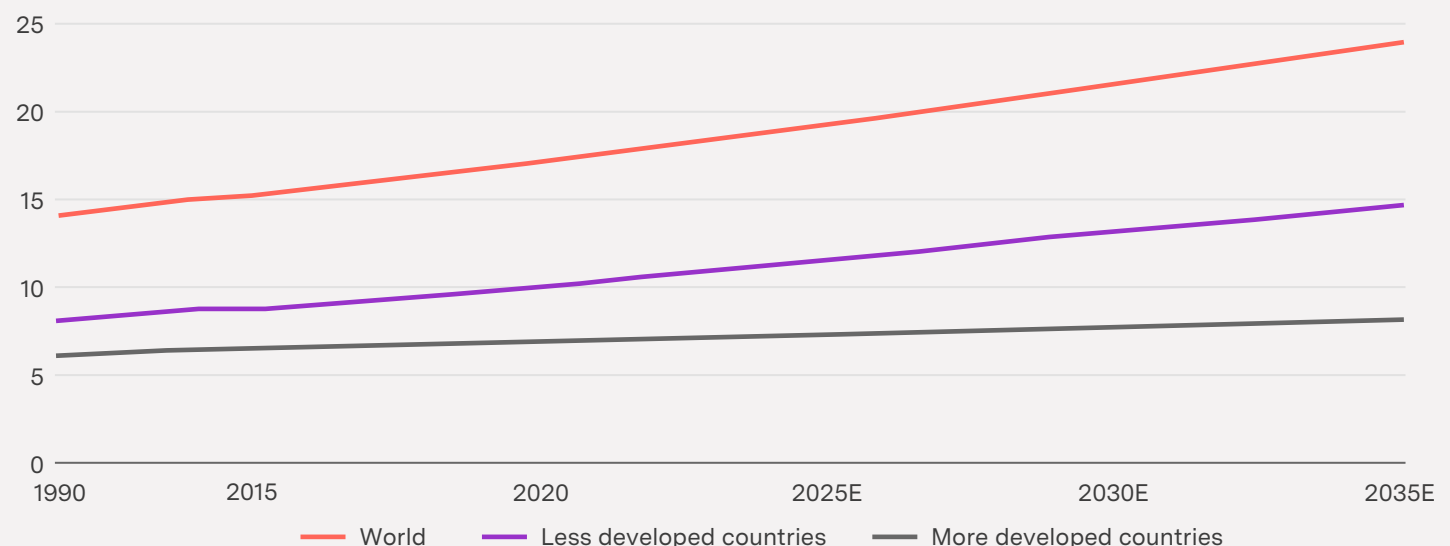
Source: Siddhartha Mukherjee, *The Emperor of All Maladies*

Cancer diagnosis and treatment remains an immense challenge due to the disease's insidious, shapeshifting quality. Liquid biopsy could prove a revolutionary diagnostic weapon against cancer due to its potential to monitor disease progression in real-time, allowing clinicians to rapidly adapt the treatment response to the quickly-evolving cancer. Cancer 'invades' the body through the bloodstream, via a process called metastasis. As they metastasize, most solid cancers shed either entire cells, or fragments of cells into said bloodstream. Both cells and cellular fragments are biomarkers which liquid biopsies aim to detect.

According to the WHO, cancer is responsible for 1 in 6 deaths worldwide, 70% of which occur in low- to middle-income countries.

Predicted global cancer cases, 2012–2035

Cases (millions)



Source: WHO GloboCan, BBC.

A multi-market opportunity

Although the origins of liquid biopsy date back to the 19th century, it was the rapid evolution and plummeting costs of its two base technologies, next-generation sequencing (NGS) and polymerase chain reaction (PCR), that propelled it into commerciality in the 21st century. However, the liquid biopsy market remains nascent and future market size estimates diverge significantly, spanning from approximately \$20 to \$100 billion. Notably, the size of the entire *in vitro* diagnostics market is estimated to be approximately \$60 billion.

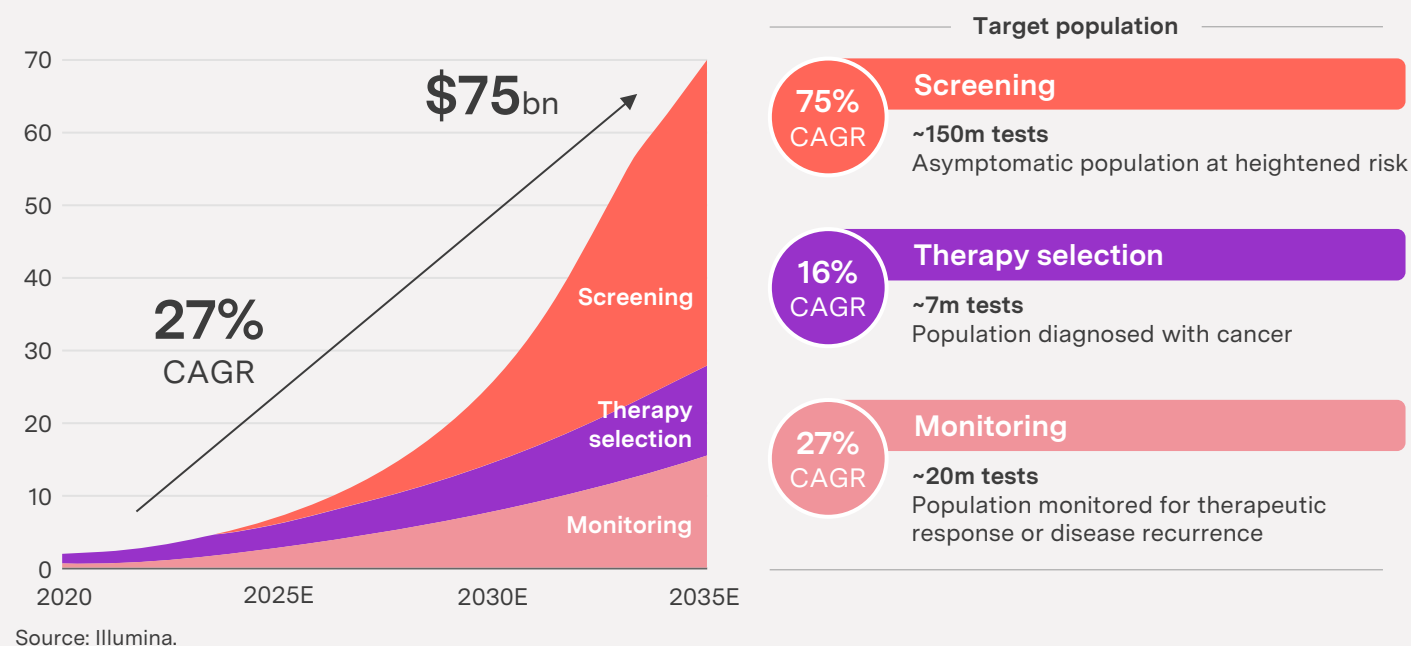
To put it simply, the size of the total addressable market depends on how early liquid biopsy can diagnose cancer. Earlier-stage cancers are easier to treat as they are more localized and are unlikely to have metastasized significantly beyond their place of origin. The importance of earlier detection applies to almost all cancers: the average the 5-year survival rate of early-stage cancer is 91%, which drops to 26% for later stage cancers.² However, the significance of early detection can vary significantly between cancers: The five-year survival rate for prostate cancer for instance is 99%, in stark contrast to the five-year survival rate for pancreas cancer, which is 8%.³

The problem is that early cancer detection is technically more difficult. Earlier-stage, localized cancers shed less genetic material into the bloodstream. This low volume of cancerous cells or cellular fragments results in a high signal-to-noise ratio, making detection more difficult.

The most established but smallest market for liquid biopsy is therapy selection for late-stage cancers. Here, the clinical evidence base is most robust, and liquid biopsy is used for both companion diagnostics, a test associated with a targeted therapy, and clinical diagnostics. Today, liquid biopsy is thus mainly used to predict treatment response. A less established but bigger market is the monitoring market. Here, liquid biopsy can be used on a long-term basis to monitor treatment response and disease recurrence.

However, the real excitement is sparked by liquid biopsy's potential for early detection and screening of cancers

The majority of cancers today have no associated screening tests, and a number of companies are developing 'pan-cancer' screening tests which aim to detect over 50 types of cancer in a single blood sample.



^{2,3} Siegel, R. L., Miller, K. D., & Jemal, A. (2018). Cancer statistics, 2018. CA: a cancer journal for clinicians, 68(1), 7–30. <https://doi.org/10.3322/caac.21442>

Remaining challenges

Clinically useful outcomes

Earlier diagnosis is only useful if the diagnosed cancers can also be treated earlier. In other words, liquid biopsy only lives up to its promises if it improves survival rates of cancer patients. However, increased screening in and of itself creates the illusion of improving 5-year survival rates, even if it doesn't enable more effective treatment. This is due to the lead time bias, in which a disease is detected earlier, but earlier detection does not change the standard treatment paradigm or course of the disease. Statistics will therefore need to be interpreted with great care.

Even more importantly, current treatment paradigms will need to evolve in order to make early detection of cancer clinically useful. A key hurdle to treatment of early-stage tumors is the identification of their location of origin, which remains a challenge within liquid biopsy. A thyroid cancer screening program, rolled out in South Korea in 1999 for an asymptomatic population, provides a good example. While it resulted in a higher incidence rate, it did not have an impact on mortality rates.⁴

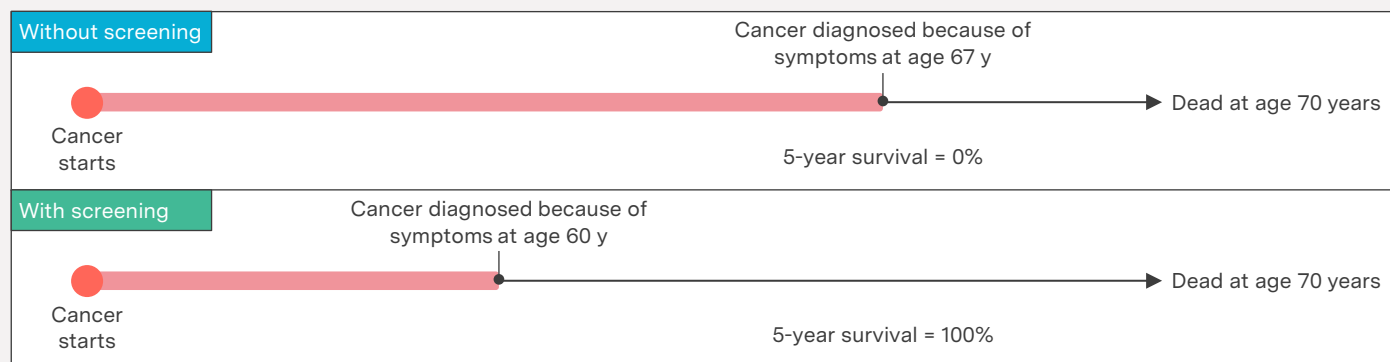
Sensitivity and specificity

Sensitivity and specificity remain a challenge for this fledgling diagnostic tool. As illustrated previously, early-stage tumors only shed low concentrations of cancerous cells or fragments. Low sensitivity in detection results in false negatives, by not being able to detect these low concentrations and means incidents of a disease may go undetected. Low specificity in detection, on the other hand, leads to false positives, whereby the detected biomarkers do not lead to the patient developing the disease at a later stage. Liquid biopsy companies aim to overcome these challenges by combining several tumor-specific biomarkers into a single test. Although the critical threshold levels for each are hotly debated, and vary between different tumors, both remain a challenge for the field.

Reimbursement

The pathway to financial reimbursement for diagnostic tests is complex and lengthy, particularly in the US. While liquid biopsies for later-stage cancers benefit from a better-established path, the reimbursement landscape for pan-cancer screening test is much more uncertain. The viability of pan-cancer screening, in terms of coverage from large payers, is likely to hinge on both legislative change and the industry's ability to drive cost reductions, as molecular diagnostic tests account for a fast-growing share of their expenditure. The onus to demonstrate clinically useful outcomes will therefore be critical to justify the potentially significant expense borne by insurers.

Lead-time bias



Source: Wegwarth, O., Schwartz, L. M., Woloshin, S., Gaissmaier, W., & Gigerenzer, G. (2012). Do physicians understand cancer screening statistics? A national survey of primary care physicians in the United States. *Annals of internal medicine*, 156(5), 340-349.

⁴Ahn, H. S., Kim, H. J., Kim, K. H., Lee, Y. S., Han, S. J., Kim, Y., ... & Brito, J. P. (2016). Thyroid cancer screening in South Korea increases detection of papillary cancers with no impact on other subtypes or thyroid cancer mortality. *Thyroid*, 26(11), 1535-1540.

Summary

Liquid biopsy's promise is clear: a noninvasive means to identify and track the evolution of a disease, which in turn allows for continuous tweaking of the treatment regimen. This promise is particularly salient for cancer, a disease characterized by its shapeshifting quality, late-stage detection and more generally, limited diagnostic tests. Nevertheless, liquid biopsy has significant technical and reimbursement hurdles to overcome before it can realize its promise.

References

Ahn, H. S., Kim, H. J., Kim, K. H., Lee, Y. S., Han, S. J., Kim, Y., ... & Brito, J. P. (2016). Thyroid cancer screening in South Korea increases detection of papillary cancers with no impact on other subtypes or thyroid cancer mortality. *Thyroid*, 26(11), 1535-1540.

Mukherjee, Siddhartha. 2010. *The emperor of all maladies: a biography of cancer*. New York: Scribner. Harvard (18th ed.)

Siegel, R. L., Miller, K. D., & Jemal, A. (2018). Cancer statistics, 2018. *CA: a cancer journal for clinicians*, 68(1), 7-30. <https://doi.org/10.3322/caac.21442>

Wegwarth, O., Schwartz, L. M., Woloshin, S., Gaissmaier, W., & Gigerenzer, G. (2012). Do physicians understand cancer screening statistics? A national survey of primary care physicians in the United States. *Annals of internal medicine*, 156(5), 340-349.



About Regnan

At Regnan we've been thinking forward and shaping the responsible investment movement since 1996 – long before it became mainstream.

2020 marked our expansion into funds management supported by the investment platform of J O Hambro and the Pandal Group. We've brought together proven sustainability and impact teams with track records tested through cycle, with the depth of insights provided by our engagement, advisory and research team.

Our collective purpose is to contribute to a more sustainable future by developing and promoting principled, rigorous and outcome-oriented approaches in responsible investment.

Client solutions sit at the heart of all that we do and are based on four key pillars:

- Delivering our clients attractive investment returns; we aim to grow their real wealth over the long term.
- Understand the materiality of sustainability issues to deliver improve decision-making and real world outcomes.
- Creating differentiated, innovative strategies that serve a purpose in client portfolios.
- Our strategies are authentic and provide significant exposure to underlying sustainability opportunities.

Regnan Global Equity Impact Solutions

The Regnan Global Equity Impact Solutions strategy is a solutions-first approach, focused on investing in mission-driven businesses that address underserved environmental and social challenges and deliver real, systematic change for the better. It is a high-conviction, global, multi-capitalization portfolio with low turnover and a strong emphasis on driving impact by engaging companies to improve measurable outcomes.

Regnan Sustainable Water and Waste

Our Thematic Investing team joined Regnan in April 2021 and launched the Regnan Sustainable Water and Waste Strategy in September 2021. Combining exposure to both water and waste-related companies makes this strategy a distinctive thematic investment proposition with diversification benefits.



Disclaimer

THIS DOCUMENT IS FOR PROFESSIONAL INVESTORS ONLY.

Regnan is a standalone responsible investment business division of Pandal Group Limited (Pandal). Pandal is an Australian-listed investment manager and owner of the J O Hambro Capital Management Group. Regnan's focus is on delivering innovative solutions for sustainable and impact investment, leaning on over 20 years of experience at the frontier of responsible investment. "Regnan" is a registered trademark of Pandal.

The Regnan business consists of two distinct business lines. The investment management business is based in the United Kingdom and sits within J O Hambro Capital Management Limited, which is authorized and regulated by the Financial Conduct Authority and is registered as an investment adviser with the SEC. "Regnan" is a registered as a trading name of J O Hambro Capital Management Limited.

In addition to Regnan Investment teams is the Regnan Insight and Advisory Centre of Pandal Institutional Limited in Australia, which has a long history of providing engagement and advisory services on environmental, social and governance issues. While the Regnan investment management teams will often draw on services from and collaborate with the Regnan Insight and Advisory Centre, they remain independent of the Regnan Insight and Advisory Centre and are solely responsible for the investment management of their strategies.

Issued and approved in the UK by J O Hambro Capital Management Limited ("JOHCML") which is authorized and regulated by the Financial Conduct Authority. Registered office: Level 3, 1 St James's Market, London SW1Y 4AH. J O Hambro Capital Management Limited. Registered in England No:2176004.

Issued in the European Union by JOHCM Funds (Ireland) Limited ("JOHCM") which is authorized by the Central Bank of Ireland. Registered office: Riverside One, Sir John Rogerson's Quay, Dublin 2, Ireland.

Regnan is a trading name of J O Hambro Capital Management Limited.

The registered mark J O Hambro® is owned by Barnham Broom Holdings Limited and is used under license. JOHCM® is a registered trademark of J O Hambro Capital Management Limited.

The information in this document does not constitute, or form part of, any offer to sell or issue, or any solicitation of an offer to purchase or subscribe for Funds described in this document; nor shall this document, or any part of it, or the fact of its distribution form the basis of, or be relied on, in connection with any contract.

Recipients of this document who intend to subscribe to any of the Funds are reminded that any such purchase may only be made solely on the basis of the information contained in the final prospectus, which may be different from the information contained in this document. No reliance may be placed for any purpose whatsoever on the information contained in this document or on the completeness, accuracy or fairness thereof.

No representation or warranty, express or implied, is made or given by or on behalf of the Firm or its partners or any other person as to the accuracy, completeness or fairness of the information or opinions contained in this document, and no responsibility or liability is accepted for any such information or opinions (but so that nothing

in this paragraph shall exclude liability for any representation or warranty made fraudulently).

The distribution of this document in certain jurisdictions may be restricted by law; therefore, persons into whose possession this document comes should inform themselves about and observe any such restrictions. Any such distribution could result in a violation of the law of such jurisdictions.

The information contained in this presentation has been verified by the firm. It is possible that, from time to time, the fund manager may choose to vary self imposed guidelines contained in this presentation in which case some statements may no longer remain valid. We recommend that prospective investors request confirmation of such changes prior to investment. Notwithstanding, all investment restrictions contained in specific fund documentation such as prospectuses, supplements or placement memoranda or addenda thereto may be relied upon.

Investments fluctuate in value and may fall as well as rise and that investors may not get back the value of their original investment.

Past performance is not necessarily a guide to future performance.

Investors should note that there may be no recognized market for investments selected by the Investment Manager and it may, therefore, be difficult to deal in the investments or to obtain reliable information about their value or the extent of the risks to which they are exposed.

The Investment Manager may undertake investments on behalf of the Fund in countries other than the investors' own domicile. Investors should also note that changes in rates of exchange may cause the value of investments to go up or down.

The information contained herein including any expression of opinion is for information purposes only and is given on the understanding that it is not a recommendation.

Information on how JOHCM handles personal data which it receives can be found in the JOHCM Privacy Statement on our website: www.johcm.com